

FOR IMMEDIATE RELEASE

May 28, 2025

California Latino GDP surges past \$1 Trillion. Without Latinos, California's GDP would be only the World's 8th largest GDP.

2025 California Latino GDP Report

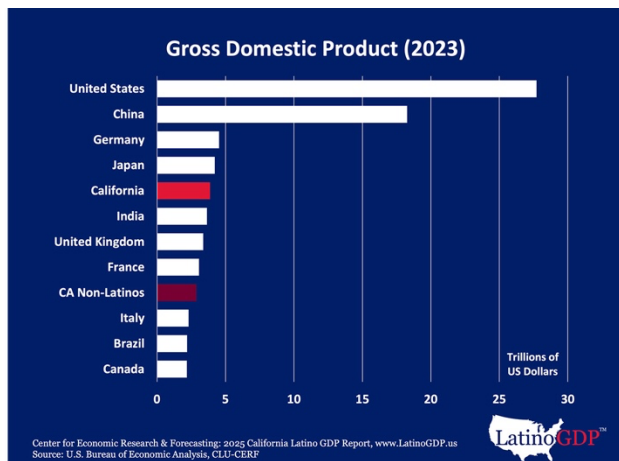
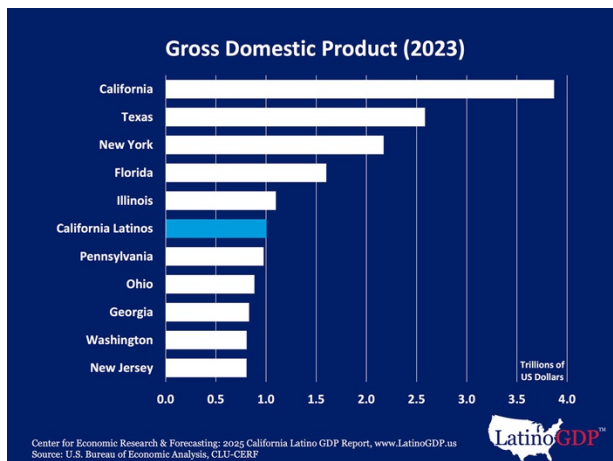
The 2025 California Latino GDP Report documents substantial *economic premiums*, specifically growth premiums, enjoyed by Latinos relative to Non-Latinos in California. These premiums exist across a wide range of economic indicators – population and labor force, labor force participation, educational attainment, consumption, and more. And Latino economic premiums are large – for example, California's Latino labor force is growing *15 times* faster than the Non-Latino labor force. Latino educational attainment is growing 3.4 times faster than that of Non-Latinos. And California Latinos are 5.6 percentage points more likely to be actively working than their Non-Latino counterparts. California Latinos also enjoy better health outcomes, with lower age-adjusted mortality across all five leading causes of death and a life expectancy that is more than two years longer than Non-Latinos'.

The participation of Latinos in the California economy is more *active*, more *intense* than that of Non-Latinos. The importance of rapid Latino growth rates, and the intensity of economic activity which they represent, cannot be overstated. The vitality of the *overall* California economy *depends* on the intensity of the economic activity of Latinos.

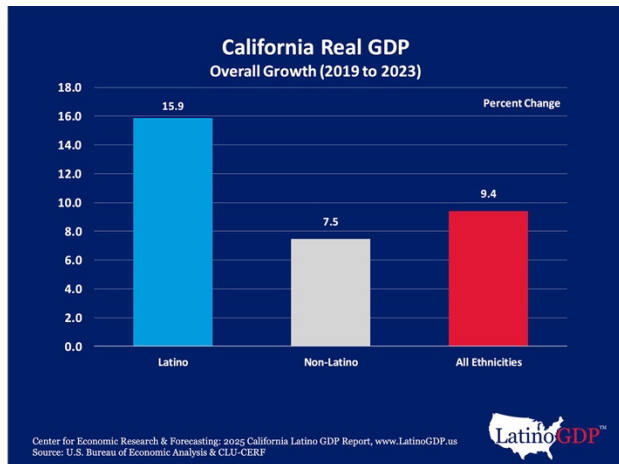
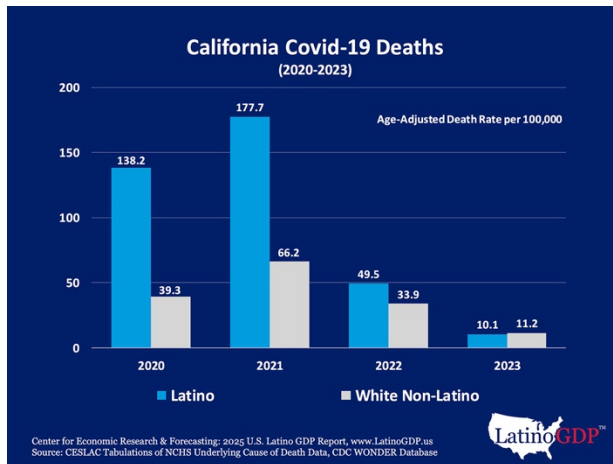
Stronger economic growth, or GDP growth, is associated with rising wages, higher standards of living, and greater economic mobility across the economy. By driving economic growth in the California, Latinos provide these benefits and opportunities for all. Understanding the drivers of growth and making the proper investments can secure even greater economic growth and the greater prosperity that it produces.

Highlights from the 2025 California Latino GDP Report

- In 2023, the California Latino GDP surpassed \$1 trillion. Without Latinos, California's GDP would be merely the 8th largest GDP in the world.



- If California Latinos were an independent state, their GDP would be the equivalent of the nation's 6th largest state GDP, larger than the entire economy of the state of Pennsylvania or Ohio.
- Since 2019, despite significant COVID-related mortality, California's Latino GDP has grown more than two times faster than Non-Latino GDP.



- The top five Latino GDP industry sectors are Finance & Real Estate (where Latinos produced over \$137 billion in output in 2023), Professional & Business Services (\$109 billion), Government Services (\$98 billion), Education & Healthcare (\$81 billion), and Retail Trade (\$80 billion).
- California's Latino economy is more diversified than the broader state economy. In this way, Latinos provide a broad foundation of support and greater resilience for the state's economy.
- Latinos living in California represent a \$730 billion consumption market, larger than the entire economy of the state of Virginia or Michigan.

After reading about the world-leading and vitality-sustaining growth of the California Latino GDP, we urge readers to visit www.LatinoGDP.us and to access reports for various other geographies. Surveying these will reinforce that the economic impact of Latinos touches every corner of our nation.

History of the Latino GDP Project

The effort to calculate the Latino GDP began with David Hayes-Bautista around 2004. His idea was to use established government data programs to calculate a robust summary statistic for the economic performance of U.S. Latinos. The original U.S. Latino GDP algorithm was developed by Hayes-Bautista with Werner Schink, former Chief Economist of the California Labor Department. They produced the inaugural Latino Gross Domestic Product (GDP) Report in 2017. After Schink's untimely passing in 2018, Hayes-Bautista found new collaborators in Dan Hamilton and Matthew Fienup, of California Lutheran University. Hayes-Bautista, UCLA colleague Paul Hsu, Hamilton, and Fienup made refinements to the Latino GDP methodology and have produced annual U.S. Latino GDP Reports every year since 2019. With generous support from Bank of America, the Latino GDP Project was significantly expanded beginning in 2021 and now includes calculation of the Latino GDP for targeted states and major metropolitan areas as well as the inaugural U.S. *Latina* GDP Report. For more information and to access reports, visit www.LatinoGDP.us and www.LatinaGDP.us